



GENSOL

EPC CREDENTIALS

PORTFOLIO



GENSOL

Gensol Engineering Limited | Gensol Consultants Pvt Ltd

Location Wise Breakup of Total 201.10 MW





A Ground Mount EPC

Location	Number of Projects	Capacity (MW)
Karnataka	2	56.00
Gujarat	1	1
Jharkhand	1	2
Total in MW	4	59





B Ground Mount – I&C










Location	Number of Projects	Capacity (MW)
Karnataka	1	46.00
Uttar Pradesh	1	4.20
Maharashtra	1	5.10
Gujarat	1	0.157
Total in MW	4	55.457

C Ground Mount – BOS









Location	Number of Projects	Capacity (MW)
 Karnataka	1	40.00
 Maharashtra	1	1.8
Total in MW	2	41.80


D Roof Top – EPC

Location	Number of Projects	Capacity (MW)
 Andhra Pradesh	4	0.50
 Delhi	3	0.832
 Gujarat	8	2.4440
 Haryana	10	3.706


Location	Number of Projects	Capacity (MW)
 Himachal Pradesh	1	0.035
 Karnataka	6	0.992
 Kerala	1	0.130
 Madhya Pradesh	2	0.076
 Maharashtra	21	6.134
 Rajasthan	4	1.43
 Telangana	2	0.130
 Uttar Pradesh	2	0.203
 Tamil Nadu	2	1.40
Total in MW	69	26.817

E Roof Top – Installation and Commissioning

Location	Number of Projects	Capacity (MW)
 Delhi	25	2.500
 Gujarat	4	5.450
 Haryana	3	0.627
 Madhya Pradesh	67	4.700
 Maharashtra	3	2.180
 Odisha	2	2.050
 Rajasthan	4	4.439
 Uttar Pradesh	1	0.054

Location	Number of Projects	Capacity (MW)
 West Bengal	1	0.090
Total in MW	110	20.39

F Roof Top – OPEX – Power Purchase Agreement







Location	Number of Projects	Capacity (MW)
 Karnataka	3	1.37
Total in MW	3	1.37

Total EPC Portfolio
(Sum of A+B+C+D+E+F) **192** **203.84**








Project Details For The Entire Capacity







A Ground Mount EPC

 Client / Project Detail	 Capacity (MW)	 Location
 Gujarat State Disaster Management Authority	1.00	Gujarat
 Golden Hatcheries	30.00	Karnataka
 Shree Cement Limited	2.00	Jharkhand
Total in MW	59.00	--




B Ground – I&C

 Client / Project Detail	 Capacity (MW)	 Location
 Essel Infra	4.200	Uttar Pradesh
 Adani Mundra Solar Private Limited	5.10	Maharashtra
 Adani Mundra Solar Private Limited	0.157	Gujarat
 GE Power	46.00	Karnataka
Total in MW	55.45	--









C Ground – BOS



 Client / Project Detail	 Capacity (MW)	 Location
 Golden Hatcheries	40.00	Karnataka
BVG Clean Energy	1.80	Maharashtra
Total in MW	41.80	--

D Roof Top – EPC













 Client / Project Detail	 Capacity (MW)	 Location
Shankus Waterpark	0.40	Gujarat
Sharda Motors	1.15	Tamil Nadu
CLP India Private Limited	0.05	Andhra Pradesh
Radium Creation	0.237	Gujarat












 Client / Project Detail	 Capacity (MW)	 Location
Indospace	0.02	Haryana
 Astral Pipes	8.5	PAN INDIA
 Ananda Prawns & Hatcheries Limited - Bhimavaram	0.150	Andhra Pradesh
 Vasireddy Venkatadri Institute of Technology - Guntur	0.100	Andhra Pradesh
 Vishnu Institute Of Technology - Bhimavaram	0.200	Andhra Pradesh
 AIIMS Hospital - PO by Hitachi	0.693	Delhi
 Adani Foundation	0.020	Gujarat
 Alankaram Design Studio	0.064	Delhi
 Adani Hospital	0.450	Gujarat











 Client / Project Detail	 Capacity (MW)	 Location
 Kalpataru Power Transmission Limited	0.303	Haryana
 Ansal Institute of Technology - Gurgaon	0.100	Haryana
 Domino's - Livegreen Udyog Vihar, Gurgaon	0.010	Haryana
 Domino's - Livegreen Manesar, Gurgaon	0.010	Haryana
 Medanta Hospital - Gurgaon	0.500	Haryana
 PES Solar - Unnati - Gurgaon	0.005	Haryana
 SunCity World School - Gurgaon	0.077	Haryana
 Sunny International Ltd - Panipat	0.254	Haryana
 Indag Rubber Limited - Nalgarh	0.035	Himachal Pradesh





 Client / Project Detail	 Capacity (MW)	 Location
 Embassy Group - Bangalore	0.105	Karnataka
 Gurunanak College - Bidar	0.100	Karnataka
 Nagarjuna College of Engineering & Technology	0.100	Karnataka
 Victoria Foods	0.249	Haryana
 Organic Industries	0.600	Karnataka
 Hindustan petroleum Corporation Limited	0.305	Maharashtra
 QH Talbros Private Limited	2.25	Haryana
 Sormic ZF Components Ltd	0.25	Tamil Nadu
 ASK Automative	0.48	Haryana

E Roof Top – EPC









 Client / Project Detail	 Capacity (MW)	 Location
 Emerge Glass Vyom Power	1.10	Rajasthan
 Daawat Properties Trust	0.060	Madhya Pradesh
 Carlsberg - Sunterrace Aurangabad	0.236	Maharashtra
 Formule 1 Hotel - BLP - Pimpri Chinchwad, Pune	0.024	Maharashtra
 Innova Pharmactive Pvt Ltd Kamptee road, Nagpur	0.030	Maharashtra
 L&T Realty Ltd - Powai - Mumbai	0.032	Maharashtra
 Mapro foods Pvt Ltd. - Wai Phase-1	0.350	Maharashtra
 Mapro foods Pvt Ltd. - Wai Phase-2	0.425	Maharashtra
 Mapro foods Pvt Ltd. Phase-3	0.300	Maharashtra

 Client / Project Detail	 Capacity (MW)	 Location
 MES - Maharashtra Education Society	0.215	Maharashtra
 Precision Drawell Pvt Ltd Tekadi, Nagpur	0.107	Maharashtra
 Samsonite South Asia Pvt.Ltd	1.000	Maharashtra
 Everest Industries Ltd - Maniar School	0.050	Rajasthan
 Everest Industries Ltd - Sohanlal Kabra School	0.020	Rajasthan
Urotek Industries	0.260	Rajasthan
 People Combine Avenues Limited - Hyderabad	0.100	Telangana
 Shubhlaxmi Food Industries	0.030	Telangana
 Indian Institute Of Technology - Kanpur	0.190	Uttar Pradesh









 Client / Project Detail	 Capacity (MW)	 Location
 Indo Global Infrastructure Maschio	0.850	Maharashtra
 Indo Global Infrastructure Polyone	0.600	Maharashtra
 Mind Space Shelters	0.335	Maharashtra
 Ajax Estates LLP	0.160	Maharashtra
 Golden Hatcheries	0.638	Karnataka
 Mapro foods Pvt Ltd.	0.560	Maharashtra
 Sandesh Press	0.278	Gujarat
 Pan India Infra Private Limited	0.013	Uttar Pradesh
 IREDA - Indian Renewable Energy Authority	0.049	Karnataka

 Client / Project Detail	 Capacity (MW)	 Location
 Global Group - Honey well	0.700	Maharashtra
Total in MW	26.81	--







F Roof Top – I & C

 Client / Project Detail	 Capacity (MW)	 Location
 Rattan India - CPWD	2.500	Delhi
 Adani Wilmar	0.400	Gujarat
 Azure Power - I&C at Oberoi Gurgaon	0.045	Haryana
 Azure Power - I&C at Trident Gurgaon	0.482	Haryana
 Rattan India - (64 Sites in Bhopal, Indore & Jabalpur)	4.700	Madhya Pradesh

 Client / Project Detail	 Capacity (MW)	 Location
 Azure Power - I&C at Mumbai Railways	1.900	Maharashtra
 Thyrocare Technologies Limited - Navi Mumbai	0.080	Maharashtra
 Azure Power - I&C at Odhisa	1.050	Odisha
 Azure - I&C at Odhisa	1.000	Odisha
 Azure Power - I&C at Oberoi Udaipur	0.140	Rajasthan
 Azure Power - I&C at Rajasthan Railways	1.180	Rajasthan
 Azure Power - I&C at Trident Udaipur	0.119	Rajasthan
 Azure Power - I&C at Trident Agra	0.054	Uttar Pradesh
 Azure Power - I&C at Oberoi Flight Services Kolkata	0.090	West Bengal

 Client / Project Detail	 Capacity (MW)	 Location
 adani Mundra Solar PV Limited - HZL	3.00	Rajasthan
 adani Mundra Solar PV Limited	0.20	Maharashtra
 adani Mundra Solar PV Limited	1.75	Gujarat
 DAAWAT Daawat Foods Private Limited	0.100	Haryana
 adani Mundra Solar PV Limited	1.60	Gujarat
Total in MW	20.39	--

G Roof Top – OPEX – Power Purchase Agreement

 Client / Project Detail	 Capacity (MW)	 Location
 APPA University	0.600	Karnataka
 B.L.D.E University	0.627	Karnataka
 Karnatak Lingayat at Education Society (KLE)	0.150	Karnataka
Total in MW	1.377	--

THANK
YOU!



Gensol Engineering Limited | Gensol Consultants Pvt Ltd

 +91 79 40068236

 solar@gensol.in

 www.gensol.in